



Designing and Implementing Cloud-Native Applications Using Microsoft Azure Cosmos DB (DP-420T00)

ID DP-420T00 **Price** US\$ 600.—(excl. tax) **Duration** 4 days

Course Overview

This course teaches developers how to create application using the SQL API and SDK for Azure Cosmos DB. Students will learn how to write efficient queries, create indexing policies, manage and provisioned resources, and perform common operations with the SDK.

Who should attend

Software engineers tasked with authoring cloud-native solutions that leverage Azure Cosmos DB SQL API and its various SDKs. They are familiar with C#, Python, Java, or JavaScript. They also have experience writing code that interacts with a SQL or NoSQL database platform.

This course is part of the following Certifications

Microsoft Certified: Azure Cosmos DB Developer Specialty (MCACDB)

Prerequisites

Before attending this course, students must have:

- Knowledge of Microsoft Azure and ability to navigate the Azure portal (AZ-900 equivalent)
- Experience writing in an Azure-supported language at the intermediate level. (C#, JavaScript, Python, or Java)
- Ability to write code to connect and perform operations on a SQL or NoSQL database product. (SQL Server, Oracle, MongoDB, Cassandra or similar)

Course Objectives

- Create and configure Azure Cosmos DB SQL API account, database, and container
- Use the .NET SDK to manage resources and perform operations
- Perform queries of varying complexity

- Design a data modeling and partitioning strategy
- Optimize queries and indexes based on characteristics of an application
- Use the Azure Resource Manager to manage accounts and resources with CLI or JSON and Bicep templates

Course Content


- Get started with Azure Cosmos DB SQL API
- Plan and implement Azure Cosmos DB SQL API
- Connect to Azure Cosmos DB SQL API with the SDK
- Access and manage data with the Azure Cosmos DB SQL API SDKs
- Execute queries in Azure Cosmos DB SQL API
- Define and implement an indexing strategy for Azure Cosmos DB SQL API
- Integrate Azure Cosmos DB SQL API with Azure services
- Implement a data modeling and partitioning strategy for Azure Cosmos DB SQL API
- Design and implement a replication strategy for Azure Cosmos DB SQL API
- Optimize query performance in Azure Cosmos DB SQL API
- Administrating and Monitoring tasks for an Azure Cosmos DB SQL API solution
- Manage an Azure Cosmos DB SQL API solution using DevOps practices
- Create server-side programming constructs in Azure Cosmos DB SQL API

Detailed Course Outline

Module 1: Get started with Azure Cosmos DB SQL API

Modern apps thrive on real-time data from different sources and shaped in different forms. These apps require a modern database that can handle the variety and velocity of data that will be thrown at it. In this module, we will explore Azure Cosmos DB and how the SQL API can solve some of the problems presented by modern applications.

Lessons



- Introduction to Azure Cosmos DB SQL API
- Try Azure Cosmos DB SQL API
- Lab: Exercise: Create an Azure Cosmos DB SQL API account

After completing this module, students will be able to:

- Evaluate whether Azure Cosmos DB SQL API is the right database for your application
- Describe how the features of the Azure Cosmos DB SQL API are appropriate for modern applications
- Create a new Azure Cosmos DB SQL API account
- Create database, container, and item resources for an Azure Cosmos DB SQL API account

Module 2: Plan and implement Azure Cosmos DB SQL API

Creating a new Azure Cosmos DB account often requires making a lot of configuration choices that can, at first, be daunting. While the defaults fit a lot of scenarios, it makes the most sense to familiarize yourself with the configuration options to ensure that your account and resources are optimally configured for your solution. In this module, you will learn how to prepare and configure an Azure Cosmos DB account and resources for a new solution.

Lessons

- Plan Resource Requirements
- Configure Azure Cosmos DB SQL API database and containers
- Moving data into and out of Azure Cosmos DB SQL API
- Lab: Exercise: Configure throughput for Azure Cosmos DB SQL API with the Azure portal
- Lab: Exercise: Migrate existing data using Azure Data Factory

After completing this module, students will be able to:

- Evaluate various requirements of your application
- Plan for scale and retention requirements
- Configure throughput allocation
- Configure time-to-live values
- Migrate data using Azure services
- Migrate data using Spark or Kafka

Module 3: Connect to Azure Cosmos DB SQL API with the SDK

There are various SDKs available to connect to the Azure Cosmos DB SQL API from many popular programming languages including, but not limited to .NET (C#), Java, Python, and JavaScript

(Node.js). In this module, you will get hands-on with with the .NET SDK for the Azure Cosmos DB SQL API.

Lessons

- Use the Azure Cosmos DB SQL API SDK
- Configure the Azure Cosmos DB SQL API SDK
- Lab: Exercise: Configure the Azure Cosmos DB SQL API SDK for offline development
- Lab: Exercise: Connect to Azure Cosmos DB SQL API with the SDK

After completing this module, students will be able to:

- Integrate the Microsoft.Azure.Cosmos SDK library from NuGet
- Connect to an Azure Cosmos DB SQL API account using the SDK and .NET
- Configure the SDK for offline development
- Troubleshoot common connection errors
- Implement parallelism in the SDK
- Configure logging using the SDK

Module 4: Access and manage data with the Azure Cosmos DB SQL API SDKs


The SQL API SDK for Azure Cosmos DB is used to perform various point operations, perform transactions, and to process bulk data. In this module, you will use the SDK to manipulate documents either individually or in groups.

Lessons

- Implement Azure Cosmos DB SQL API point operations
- Perform cross-document transactional operations with the Azure Cosmos DB SQL API
- Process bulk data in Azure Cosmos DB SQL API
- Lab: Exercise: Create and update documents with the Azure Cosmos DB SQL API SDK
- Lab: Exercise: Batch multiple point operations together with the Azure Cosmos DB SQL API SDK
- Lab: Exercise: Move multiple documents in bulk with the Azure Cosmos DB SQL API SDK

After completing this module, students will be able to:

- Perform CRUD operations using the SDK
- Configure TTL for a specific document
- Implement optimistic concurrency control for an operation
- Create a transactional batch and review results
- Create a bulk operation
- Review the results of a bulk operation



- Implement bulk operation best practices

Module 5: Execute queries in Azure Cosmos DB SQL API

The Azure Cosmos DB SQL API supports Structured Query Language (SQL) as a JSON query language. In this module, you will learn how to create efficient queries using the SQL query language.

Lessons

- Query the Azure Cosmos DB SQL API
- Author complex queries with the Azure Cosmos DB SQL API
- Lab: Exercise: Paginate cross-product query results with the Azure Cosmos DB SQL API SDK
- Lab: Exercise: Execute a query with the Azure Cosmos DB SQL API SDK

After completing this module, students will be able to:

- Create and execute a SQL query
- Project query results
- Use built-in functions in a query
- Implement a correlated subquery
- Create a cross-product query

Module 6: Define and implement an indexing strategy for Azure Cosmos DB SQL API

By default, Azure Cosmos DB automatically indexes all paths of documents stored using the SQL API. This is great for developing new applications as you can create complex queries almost immediately. As your application matures, you can customize your indexing policy to better match the needs of your solution. In this module, you will learn how to create a custom indexing policy.

Lessons

- Define indexes in Azure Cosmos DB SQL API
- Customize indexes in Azure Cosmos DB SQL API
- Lab: Exercise: Review the default index policy for an Azure Cosmos DB SQL API container with the portal
- Lab: Exercise: Configure an Azure Cosmos DB SQL API container's index policy with the portal

After completing this module, students will be able to:

- View and understand the default indexing policy for a SQL API container
- Customize the indexing policy for a container

- Use a composite index in an indexing policy

Module 7: Integrate Azure Cosmos DB SQL API with Azure services

Azure Cosmos DB has tight integration available with many other Azure services such as Azure Functions, Azure Cognitive Search, Azure Event Hubs, Azure Storage, Azure Data Factory, and Azure Stream Analytics. Going even further, you can use the change feed to integrate Azure Cosmos DB with many other services both in and out of Azure. In this module, we will integrate Azure Cosmos DB with both Azure Functions and Azure Cognitive Search. We will also explore the change feed using the SDK.

Lessons

- Consume an Azure Cosmos DB SQL API change feed using the SDK
- Handle events with Azure Functions and Azure Cosmos DB SQL API change feed
- Search Azure Cosmos DB SQL API data with Azure Cognitive Search
- Lab: Exercise: Archive Azure Cosmos DB SQL API data using Azure Functions
- Lab: Exercise: Process change feed events using the Azure Cosmos DB SQL API SDK
- Lab: Exercise: Archive data using Azure Functions and Azure Cosmos DB SQL API

After completing this module, students will be able to:


- Process change feed events using the SDK
- Implement change feed best practices
- Create an Azure Functions trigger for Azure Cosmos DB
- Create an Azure Functions input for Azure Cosmos DB
- Index Azure Cosmos DB data in Azure Cognitive Search

Module 8: Implement a data modeling and partitioning strategy for Azure Cosmos DB SQL API

Azure Cosmos DB is both horizontally scalable and nonrelational. To achieve this level of scalability, users need to understand the concepts, techniques, and technologies unique to NoSQL databases for modeling and partitioning data. In this module, you will model and partition data appropriately for a NoSQL database such as Azure Cosmos DB SQL API.

Lessons

- Model and partition your data in Azure Cosmos DB
- Optimize databases by using advanced modeling patterns



for Azure Cosmos DB

- Lab: Exercise: Measure performance for customer entities
- Lab: Exercise: Advanced modeling patterns

After completing this module, students will be able to:

- Identify application access patterns for an existing application
- Decide when to embed or reference data
- Use change feed to manage referential integrity
- Combine multiple entities in a single container
- Denormalize aggregated data in a single container

Module 9: Design and implement a replication strategy for Azure Cosmos DB SQL API

Today's applications are required to be highly responsive and always online. To achieve low latency and high availability, instances of these applications need to be deployed in datacenters that are close to their users. In this module, you will explore how to replicate data and manage consistency across the globe using Azure Cosmos DB SQL API.

Lessons

- Configure replication and manage failovers in Azure Cosmos DB
- Use consistency models in Azure Cosmos DB SQL API
- Configure multi-region write in Azure Cosmos DB SQL API
- Lab: Exercise: Configure consistency models in the portal and the Azure Cosmos DB SQL API SDK
- Lab: Exercise: Connect to different regions with the Azure Cosmos DB SQL API SDK
- Lab: Exercise: Connect to a multi-region write account with the Azure Cosmos DB SQL API SDK

After completing this module, students will be able to:

- Distribute data across various geographies
- Define automatic failover policies
- Perform manual failovers
- Configure default consistency model
- Change per-session consistency model
- Configure multi-region write in the SDK
- Create a custom conflict resolution policy

Module 10: Optimize query performance in Azure Cosmos DB SQL API

Azure Cosmos DB offers a rich set of database operations that operate on the items within a container. The cost associated with each of these operations varies based on the CPU, IO, and

memory required to complete the operation. In this module, you will explore how to manage indexing policies and edit queries to minimize per-query request unit (RU) cost.

Lessons

- Choosing indexes in Azure Cosmos DB SQL API
- Optimize queries in Azure Cosmos DB SQL API
- Implement integrated cache
- Lab: Exercise: Optimize an Azure Cosmos DB SQL API container's index policy for common operations
- Lab: Exercise: Optimize an Azure Cosmos DB SQL API container's index policy for a specific query

After completing this module, students will be able to:


- Review and compare read-heavy vs. write-heavy index patterns
- Update indexing policy to optimize index performance
- Measure cost of a query in request units (RUs)
- Measure cost of point operations
- Work with item and query integrated cache
- Configure integrated cache staleness

Module 11: Adminstrating and Monitoring tasks for an Azure Cosmos DB SQL API solution

When you have critical applications and business processes relying on Azure resources such as Azure Cosmos DB, you want to monitor those resources for their availability, performance, and operation. In this module, you will explore how to monitor events and performance of an Azure Cosmos DB account. You will also learn how to implement common security measures along with backup and restore in Azure Cosmos DB.

Lessons

- Measure performance in Azure Cosmos DB SQL API
- Monitor responses and events in Azure Cosmos DB SQL API
- Implementing backup and restore for Azure Cosmos DB SQL API
- Implement security in Azure Cosmos DB SQL API
- Lab: Exercise: Troubleshoot an application using the Azure Cosmos DB SQL API SDK
- Lab: Exercise: Use Azure Monitor to analyze an Azure Cosmos DB SQL API account
- Lab: Exercise: Recover a database or container from a recovery point
- Lab: Exercise: Store Azure Cosmos DB SQL API account keys in Azure Key Vault



After completing this module, students will be able to:

- Observe rate-limiting events in a container or database
- Query resource logs using Azure Monitor
- Review and observe transient and rate-limiting errors
- Configure alerts
- Configure continuous backup and recovery
- Perform a point-in-time recovery
- Use role-based access control (RBAC)
- Access account resources using Azure AD and Microsoft Identity Platform

Module 12: Manage an Azure Cosmos DB SQL API solution using DevOps practices

Once an Azure Cosmos DB SQL API account is ready to go through a release lifecycle, it's not uncommon for an operations team to attempt to automate the creation of Azure Cosmos DB resources in the cloud. Automation makes it easier to deploy new environments, restore past environments, or scale a service out. In this module, you will explore how to use Azure Resource Manager to manage an Azure Cosmos DB account and its child resources using JSON templates, Bicep templates, or the Azure CLI.

Lessons

- Write scripts for Azure Cosmos DB SQL API
- Create resource template for Azure Cosmos DB SQL API
- Lab: Exercise: Adjust provisioned throughput using an Azure CLI script
- Lab: Exercise: Create an Azure Cosmos DB SQL API container using Azure Resource Manager templates

After completing this module, students will be able to:

- View arguments, groups, and subgroups for a specific CLI command
- Create Azure Cosmos DB accounts, databases, and containers using the CLI
- Manage an indexing policy using the CLI
- Configure database or container throughput using the CLI
- Initiate failovers and manage failover regions using the CLI
- Identify the three most common resource types for Azure Cosmos DB SQL API accounts
- Create and deploy a JSON Azure Resource Manager template for Azure Cosmos DB SQL API
- Create and deploy a Bicep Azure Resource Manager template for Azure Cosmos DB SQL API
- Manage throughput and index policies using JSON or Bicep templates

Module 13: Create server-side programming constructs in

Azure Cosmos DB SQL API

Azure Cosmos DB provides language-integrated, transactional execution of JavaScript. When using the SQL API in Azure Cosmos DB, you can write stored procedures, triggers, and user-defined functions (UDFs) in the JavaScript language. In this module, you will author JavaScript logic that executes directly inside the database engine.

Lessons

- Build multi-item transactions with the Azure Cosmos DB SQL API
- Expand query and transaction functionality in Azure Cosmos DB SQL API
- Lab: Exercise: Implement and then use a UDF using the SDK
- Lab: Exercise: Create a stored procedure with the Azure Portal

After completing this module, students will be able to:

- Author stored procedure
- Rollback stored procedure transaction
- Create UDF
- Create pre-* and post-* triggers

About Fast Lane



Fast Lane is a global, award-winning specialist in technology and business training as well as consulting services for digital transformation. As the only global partner of the three cloud hyperscalers- Microsoft, AWS and Google- and partner of 30 other leading IT vendors, Fast Lane offers qualification solutions and professional services that can be scaled as needed. More than 4,000 experienced Fast Lane professionals train and advise customers in organizations of all sizes in 90 countries worldwide in the areas of cloud, artificial intelligence, cyber security, software development, wireless and mobility, modern workplace, as well as management and leadership skills, IT and project management.

Fast Lane Services


- ✓ High End Technology Training
- ✓ Business & Soft Skill Training
- ✓ Consulting Services
- ✓ Managed Training Services
- ✓ Digital Learning Solutions
- ✓ Content Development
- ✓ Remote Labs
- ✓ Talent Programs
- ✓ Event Management Services

Training Methods

- ✓ Classroom Training
- ✓ Instructor-Led Online Training
- ✓ FLEX Classroom – Classroom & Online Hybrid
- ✓ Onsite & Customized Training
- ✓ E-Learning
- ✓ Blended & Hybrid Learning
- ✓ Mobile Learning

Technologies & Solutions

- ✓ Digital Transformation
- ✓ Artificial Intelligence
- ✓ Cloud
- ✓ Networking
- ✓ Cyber Security
- ✓ Wireless & Mobility
- ✓ Modern Workplace
- ✓ Data Center



Worldwide Presence
with high-end training centers
around the globe



Multiple Awards
from vendors such as AWS,
Microsoft, Cisco, Google, NetApp,
VMware



Experienced SMEs
with over 19.000 combined
certifications

Germany

**Fast Lane Institute for Knowledge
Transfer GmbH**

Tel. +49 40 25334610

info@flane.de / www.flane.de

Austria

ITLS GmbH

(Partner of Fast Lane)

Tel. +43 1 6000 8800

info@itls.at / www.itls.at

Switzerland

**Fast Lane Institute for Knowledge
Transfer (Switzerland) AG**

Tel. +41 44 8325080

info@flane.ch / www.flane.ch